

Port Authority® Barrier Jacket J315



Create the ultimate barrier between you and the elements. Our fully seam-sealed Barrier Jacket features a warm fleece lining with a vertical drop-needle texture. The waterproof shell offers serious protection when you're out in the wet and gusty conditions.

- 100% polyester shell
- 100% microfleece body lining
- 2-ounce polyfill insulation in body and sleeves
- Fully seam-sealed for added waterproof protection
- 5000MM fabric waterproof rating
- Zip-off hood with drawcord and toggles for adjustability
- Storm flap with hook and loop closure
- Zippered chest pocket
- Interior pocket with hook and loop closure
- Port Pocket™ for easy embroidery access
- Adjustable self-fabric tab cuffs with hook and loop closures
- Front zippered pockets
- Drop tail hem with drawcord and toggles for adjustability



front

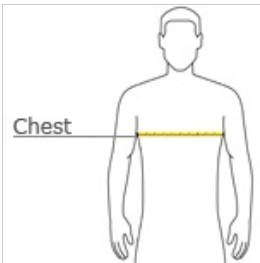


back

CARE INSTRUCTIONS

MACHINE WASH COLD, GENTLE CYCLE WITH LIKE COLORS, USE ONLY NON-CHLORINE BLEACH WHEN NEEDED, TUMBLE DRY LOW, DO NOT IRON

HOW TO MEASURE








CHEST
With arms down at sides, measure around the upper body, under arms and over the fullest part of the chest.

SIZE CHART

	XS	S	M	L	XL	2XL	3XL	4XL
Chest	32-34	35-37	38-40	41-43	44-46	47-49	50-53	54-57

COLOR INFORMATION

				
Black/Black PMS NTR BLACK	Estate Blue/Navy CEclipse PMS 534 C	Grey Smoke/Black PMS 7540 C	Peacock Blue/Black PMS 7700 C	Rich Red/Black PMS 187 C